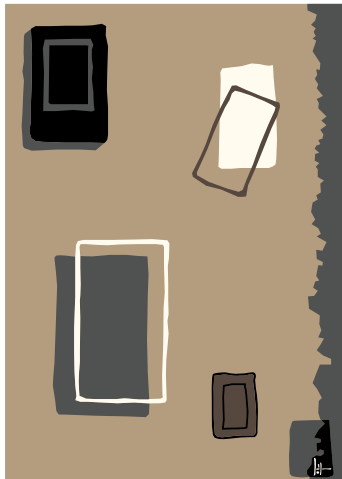



Shift

DR.084




1. W511 SAND
2. W454 CINDER
3. W502 BLACK
4. W401 EGG SHELL
5. W451 PEAT

DR.083/MASTER



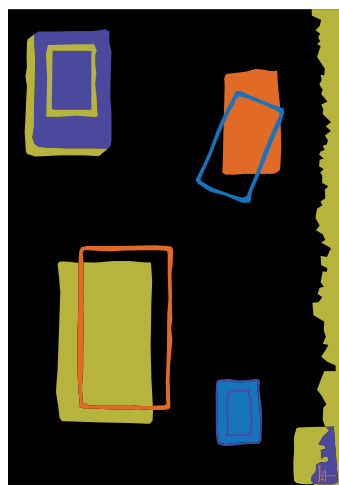
1. W521 THYME
2. W626 DEMIN
3. W458 STEEL BLUE
4. W532 QUINCE
5. W726 MOSS

DR.083/1



1. W405 BUTTERCUP
2. W454 CINDER
3. W424 TERRACOTTA
4. W627 HYACINTH
5. W476 EMPIRE

DR.083/2



1. W502 BLACK
2. W716 NEW LEAF
3. W627 HYACINTH
4. W412 TANGERINE
5. W495 TRUE BLUE

DR.083/3

“Shift” Hand tufted in 100% New Zealand pure wool with cotton backing. Single ply yarn cut pile tufted with carving to enhance design, texture and color definition. Spectrum of yarn colors available for custom colorization. Standard size: 5'7" x 7'11"/170 x 240cm, custom sizes available.

Illustrations are only color representations, verify color against wool yarn samples. Color and size may vary due to the nature of hand-made goods. Slight variation is considered common and acceptable. Available only in 5.0 lbs. tufting weight per square yard. Specifications subject to change without notice.